



# Electrical Supplies

## PLUGS



### HEAVY DUTY, 110V, 15 AMP

Part#	Description
PLUG	Vinyl armored plug quick release screws NEMA 5-15P



### VINYL PLUG, 110V, 15 AMP

Part#	Description
VPLUG	Heavy duty commercial grade quick release screws NEMA 5-15P



### 90° ANGLE VINYL PLUG, 110V, 15 AMP

Part#	Description
VEPLUG	Heavy duty commercial grade multi-position NEMA 5-15P



### HEAVY DUTY, 110V, 20 AMP

Part#	Description
110-20P	Vinyl armored plug quick release screws NEMA 20-20P



### HEAVY DUTY, 220V, 20 AMP

Part#	Description
220-3P	Vinyl armored plug quick release screws NEMA 6-20P


### FEMALE CONNECTOR



Part#	Description
110-FCON	110 Volt, heavy vinyl armored NEMA 5-15P
220-FCON	220 Volt, heavy vinyl armored NEMA 6-20R



### RECEPTACLE w/MOUNTING BRACKET



Part#	Description
220-4R30	For 220-4P 220 Volt plug 30 NEMA 14-30P
220-4R50	50 Amp configuration NEMA 14-50P



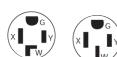
### HEAVY DUTY, 220V, 3 WIRE

Part#	Description
220-3PHD	30 or 50 Amp configuration NEMA 10-50P / 10-50P



### HEAVY DUTY, 220V, 4 WIRE

Part#	Description
220-4P	30 or 50 Amp Configuration NEMA 14-30P / 14-50P



## TWIST LOCKS

### 220 VOLT, 20 AMP

Part#	Description
L620P	Plug 3 wire, 20 Amp
L620C	Female Connector
L620R	Receptacle 3wire, 20 Amp
L630C	Fe Connector, 3 wire, 20 Amp
L1420P	Plug 4 wire, 20 Amp
L1420C	Female Connector
L1420R	Receptacle 4 wire, 20 Amp



L620C



L1420C



NEMA L6-20



NEMA 14-20



### 220 VOLT, 30 AMP

Part#	Description
L630P	Plug 3 wire, 30 Amp
L630R	Receptacle 3wire, 30 Amp
L1430P	Plug 4 wire, 30 Amp
L1430R	Receptacle 4 wire, 30 Amp
L14C	Cover plate S/S



NEMA L6-30



NEMA 14-30



### GFCI PLUG





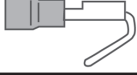
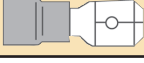

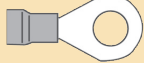
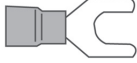


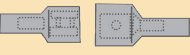

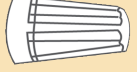




Part#	Description
GFCI	Right angle 125VAC, 60Hz, 1800W

- Automatic reset after power interruption,
- Power indicator light goes off if GFCI trips or unit is unplugged
- Wiring module accepts No. 18 and No. 12 cord sizes
- Electronics housing and wiring terminal chamber specially sealed to protect from moisture and dust
- UL recognized and CSA certified

See technical bulletin from NAMA  
Make sure your vending machines adhere to the new (April 2007) UL compliance! *Feel free to ask us for the specific UL standards this refers to.*

# Terminals & Connectors



	Part#	Description
	TFD	Insulated, female disconnect 16-14 GA
	TFD10	Insulated, female disconnect 12-10 GA (or up to 5-18 GA)
	TFDN	Insulated, female disconnect 16-14 GA narrow spade .187
	TPB	Insulated, piggyback 16-14 GA
	TMD	Insulated, male terminal 16-14 GA
	TMD10	Insulated, male terminal 12-10 GA
	CEC2	Closed end connector (up to 3 #16 GA wires)
	CEC5	Closed end connector (up to 5 #16 GA wires)
	TR8	Insulated #8 ring, 16-14 GA
	TR10	Insulated #10 ring, 12-10 GA
	TS8	Insulated spade 16-14 GA
	TBC	Insulated butt connectors 16-14 GA
	TBC10	Insulated butt connectors 12-10 GA
	TDMT	Double male tab
	TFFD	Fully insulated female terminal 16-14 GA
	TFMD	Fully insulated male terminal 16-14 GA
	TFFD10	Fully insulated female terminal 10-12 GA
	TFMD10	Fully insulated male terminal 10-12 GA
	QS	Quick splice 16-14 GA
	WNB	Wire nuts, blue, 22-14 GA
	WNY	Wire nuts, yellow, 18-12 GA
	WNR	Wire nuts, red, 18-10 GA
	CTIE4	Cable ties, 4"
	CTIE6	Cable ties, 6"
	CTIE8	Cable ties, 8"
	CTIE11	Cable ties, 11½"
	CTS	Cable ties with screw mount 6"
	CTG	Cable tie gun
CTM	Cable tie mounts (adhesive back)	
	CRT	Crimping tool
	HST	Heat shrink tube 1/4" OD 10/12" pcs, black
	ET	Electrical tape 3/4" x 60"



# Electrical Supplies

## POWER CORDS



### 110V, STRAIGHT PLUG

#### Straight Plug



NEMA 5-15

Part#	Description
MCORD	14/3 amp, 6 Ft straight molded plug- cut ends

This is 14 gauge NOT 16

### 110V, 15 AMP, 45° ANGLE PLUG



NEMA 5-15

Part#	Description
MCORDE	14/3, 15 amp, 6 Ft molded elbow plug

### 220V, 30 AMP, 3 WIRE


#### Straight Plug



NEMA 10-30

Part#	Description
DCORD	220 Volt, 10/3, 30 amp 5 Ft

### 220V, 50 AMP, 3 WIRE



NEMA 10-50

Part#	Description
DCORD50	220 Volt, 6/2, 8/1, 50 amp, 5 Ft

### 220V, 30 AMP, 4 WIRE



NEMA 14-30

Part#	Description
4CORD	220 Volt, 10/4, 30 amp, 4 Ft
4CORD5	220 Volt, 10/4, 30 amp, 5 Ft


### 220V, 50 AMP, 4 WIRE



NEMA 14-50

Part#	Description
4CORD50	220 Volt, 8/2, 6/2, 50 amp, 4 Ft

## RECEPTACLE with MOUNTING BRACKET




NEMA 14-30



NEMA 14-50

Part#	Description
220-4R30	For 220-4P 220 Volt plug 30
220-4R50	50 amp configuration

## HEAVY DUTY EXTENSION CORD



Part#	Description
EXCORD6	110 Volt, 14/3, 15 amp, 6 Ft
EXCORD9	110 Volt, 14/3, 15 amp, 9 Ft
EXCORD12	110 Volt, 14/3, 15 amp, 12 Ft

## 6-OUTLET POWER STRIP



Part#	Description
PS6	3 wire, 14 gauge, 15 amp/1875 Watt

# Electrical Testers



## DIGITAL MULTIMETER

- DC Voltage: 200mV-1,000V
- AC Voltage: 200V-750V
- DC Current: 200 ohm A-10A
- Resistance: 2,000K ohm -2M
- 9V battery included
- 19 ranges, 6 functions
- Transistor test (hFH)
- 3.5 Digit LCD display
- Dimensions: 5"H x 2.75"W x 1"D
- Diode test
- Polarity indicator
- Overload protection
- Test lead included

**Part#**

DMULTI



## TWIN LEAD TESTER

- Glow indicator
- 90 - 250 V
- Hi-voltage tester gives positive checks on voltages from 90 -250V AC/DC

**Part#**

TLT



## PLUG-IN TESTER

- Gives instant display of outlet wiring condition for any standard 110V outlet

**Part#**

PIT



## COMBINATION CIRCUIT TESTER

- 90 - 250V
- Pocket clip
- Clips on shirt pocket
- A handy Hi-voltage tester and pocket screwdriver

**Part#**

ST



## 4 PIECE VOLTAGE TESTER SET

- 90-600 Volts AC
- 6-12 Volts DC

**Part#**

VTS



**MADE IN USA • Lifetime Warranty**



## AC SENSOR 3115

The Santronics AC Sensor has been selected by the OSHA Electrical Technical Equipment Committee as the only instrument of its type for use by OSHA compliance officers to identify and cite electrical hazards of 50 volts or more.

- CATIII & CATIV rated

**Part#**

SAN3115



## ULTIMATE AC SENSOR 3000

Voltage Range 50-1000 Volts AC  
• CAT III & CAT IV

The Santronics Ultimate AC Sensor is a hand-held device for determining the presence or absence of 50-600 volts AC in insulated wires, and electrical systems.

**Part#**

SAN3000



## DC DETECTOR 3315

Voltage Range 6-50

The DC Detector can be used to troubleshoot any DC circuit with voltage ranging from 6-50 volts DC. The DC Detector features an LED that never burns out, a loud buzzer, and a sharp, rust proof, stainless steel tip for penetrating insulated wires.

**Part#**

SAN3315



## LOW AC LOCATOR 3215

Voltage Range 24-90 Volts AC  
• CAT III & CAT IV

The Low AC Locator is a high-tech device for determining the presence or absence of 24-90 volts AC in an electrical or electronic system.

**Part#**

SAN3215





# Timers & Electrical Testers



**Part#**  
DIGT

## DIGITAL TIMER

Choose from 6 convenient programmable cycles

- Rechargeable battery backup
- Set your own times
- Heavy duty 15 amp



**NEMA 5-15**



**Part#**  
CDT

## COUNTDOWN TIMER

Easy to read with extra large digits. The audible buzzer clearly announces when countdown has been reached. Timer has easel stand and magnetic lip back. Timing capacity of 99 minutes, 59 seconds. Built-in memory make this timer a value-added tool.



**Part#**  
HDT

## HEAVY DUTY TIMER

Everybody's been asking for it! With coffee brewers always on, your customers want a machine that will turn on at, for example, 6:00 AM and turn off at 7:00 PM. Therefore, saving energy and money during "off" hours. This is a three wire, grounded timer for heavy-duty use. Just plug into outlet and machine. This timer will turn on/off up to 12 times each day. Manual override and UL approved.



**NEMA 5-15**



**Part#**  
DCD

## DIGITAL COUNT-DOWN TIMER

- Extra loud audible alarm
- Times down from 19 hrs 59 min
- Spring-loaded clip converts to stand and magnetic back



**Part#**  
TOA

## TRIPLE OUTLET ADAPTER

Converts single receptacle opening to three outlets.



**NEMA 5-15**



**Part#**  
SP

## ULTRA SURGE PROTECTOR

Surge protection is a recommended MUST for all equipment with electronic components. Vending machines, coffee brewers, microwave ovens, computers, fax machines, etc. Most outlets sustain thousands of power surges or spikes per year. These power surges can seriously damage and eventually destroy the delicate circuitry in advanced electronic equipment.

15A-125V, 1875 WATTS rating. 120 Joules Total, 330V Peak suppression, UL Listed



**NEMA 5-15**



**Part#**  
SOA

## 6 OUTLET ELECTRICAL ADAPTER

15 amp, 25 volt, 1,875 watt. Has 6 sockets for 3 prong & standard plugs



**Part#**  
23ADP

## 2 to 3 ADAPTER

- 15 Amp-125 Volt-1875 Watt max
- Use when connecting 3-prong grounded plug into 2-prong polarized cord
- UL Listed

# Wire & Switch Replacements



## ON/OFF TOGGLE SWITCH

REPLACES: • 125 Volt  
Cecilware #L299A • 20 AMP  
Brewmatic #9919369

### Part#

SW1



## ON/OFF LIT ROCKER SWITCH (No Marking)

REPLACES: Bloomfield #6710-23 (curvette style rocker)  
Curtis #WC129

Part#	Description
SW2	Black bezel/ red lens



## ON/OFF LIT ROCKER SWITCH

REPLACES: Bloomfield #8596-43 (curvette rocker)

Part#	Description
SW8	White bezel/ red lens



## MOMENTARY BREW SWITCH

REPLACES: Bunn #2628 (Can also replace Bunn # 12776- Red rocker)

Part#	Description
SW10	Black bezel/red lens



## ON/OFF LIT ROCKER SWITCH (No Marking)

REPLACES: Bloomfield #8707-34, Bunn #2753,  
Cecilware L038A Cory & Therm

Part#	Description
SW6R	Black bezel/red lens
SW6A	Black bezel/amber lens



## MOMENTARY BREW SWITCH

REPLACES: Bunn #1063, Newco #201985,  
Bloomfield #8707-55


Part#	Description
SW9R	Black bezel/red lens
SW9B	Black bezel/black lens



## ON/OFF LIT ROCKER SWITCH (ON/OFF Marking)


REPLACES: Bloomfield #6710-23 (OLD style- "Bow Tie" rocker)  
Bunn #4625, Coffee-Inns #3865, Newco #100085

Part#	Description
SW7	Black bezel/ red lens



## SWITCH REMOVAL TOOL

Part#	Description
83209	Blue



## STANDARD GENERAL PURPOSE WIRE

- 14 gauge stranded
- Specify color when ordering: black, white, blue, red, green, orange, purple
- Can be used to repair machines

Part#	Description
W25	25 ft spool
W100	100 ft spool



## STANDARD TYPE SJ 300 VOLT

Part#	Description
W163	110 Volt light duty (16/3)
W143	110 Volt standard power cord (14/3)
W123	220 Volt medium duty no ground (12/3)
W124	220 Volt medium duty with ground (12/4)
W104	220 Volt heavy duty with ground (10/4)

Bunn VPR/VPS replacement switches update and modernize your machines with a new look. **Looks better and costs less!**



Part# SW3 ON/OFF SWITCH  
Replaces: Bunn #4225  
Newco #201997  
**Must be used with SW5**



Part# SW4 INDICATOR LIGHT  
Replaces: Bunn #4226  
**Must be used with SW5**



Part# SW5  
REUSABLE FRAME



# Lighting & Bulbs

## UV IN-LINE



UVK

1/4" FPT  
Inlet/Outlet

Part#	Description	Watts
UVK	UV-Inline	5
UVB	UV Replacement Bulb for UVK	5
OC	2" Filter Clip	




UVB



OC



G4T5UV



UVCT

(8 1/4")



G8T5UV



UVTLAMP

Part#	Description	Watts
G4T5UV	UV Bulb, Innwave & other	4
G8T5UV	UV Bulb, Innwave & other	8
UVTLAMP	UV Replacement bulb for OASIS	4
UVCT	UV Innowave Countertop	4
UVB	Replacement bulb assembly for in-line UV6 and UVK	6

## FLUORESCENT

### COMPACT FLUORESCENT 2 PIN



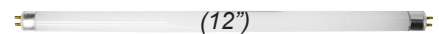
Part# Wattage  
PL9 9

### FLUORESCENT STARTERS



Part# Wattage  
FS5 4-6-8  
FS25 18-22-25

### FLUORESCENT LAMP



Part#  
F8T5CW